

# Retraktor Systems

It meets the special needs of your passengers.  
And your drivers.

The FF600 Retraktor Series System is the most convenient and proven wheelchair securement system you can buy today. Every feature has been thoughtfully designed for your passengers with special needs and ease of operation for your drivers. Retraktor systems provide ultimate efficiency, time savings, and convenience. And they are manufactured to the highest standards of quality and performance. Nothing has been sacrificed.

The new, patented, Solo Floor Anchor Fitting — low profile, easy to install and simple to use. The Solo Cleat rotates on the Anchor to self-align, allowing the belts to form the proper angles.



The ergonomically designed handles are durable, quick and easy to grasp, and apply tension.

Our newly redesigned metal cover is now chrome plated for a stronger, more durable finish and a more attractive appearance.

Our superior track fittings are specifically designed to ensure free pivoting action for optimum belt alignment to the tie-down point on the chair.



**SURE-LOK**   
Safe and Secure

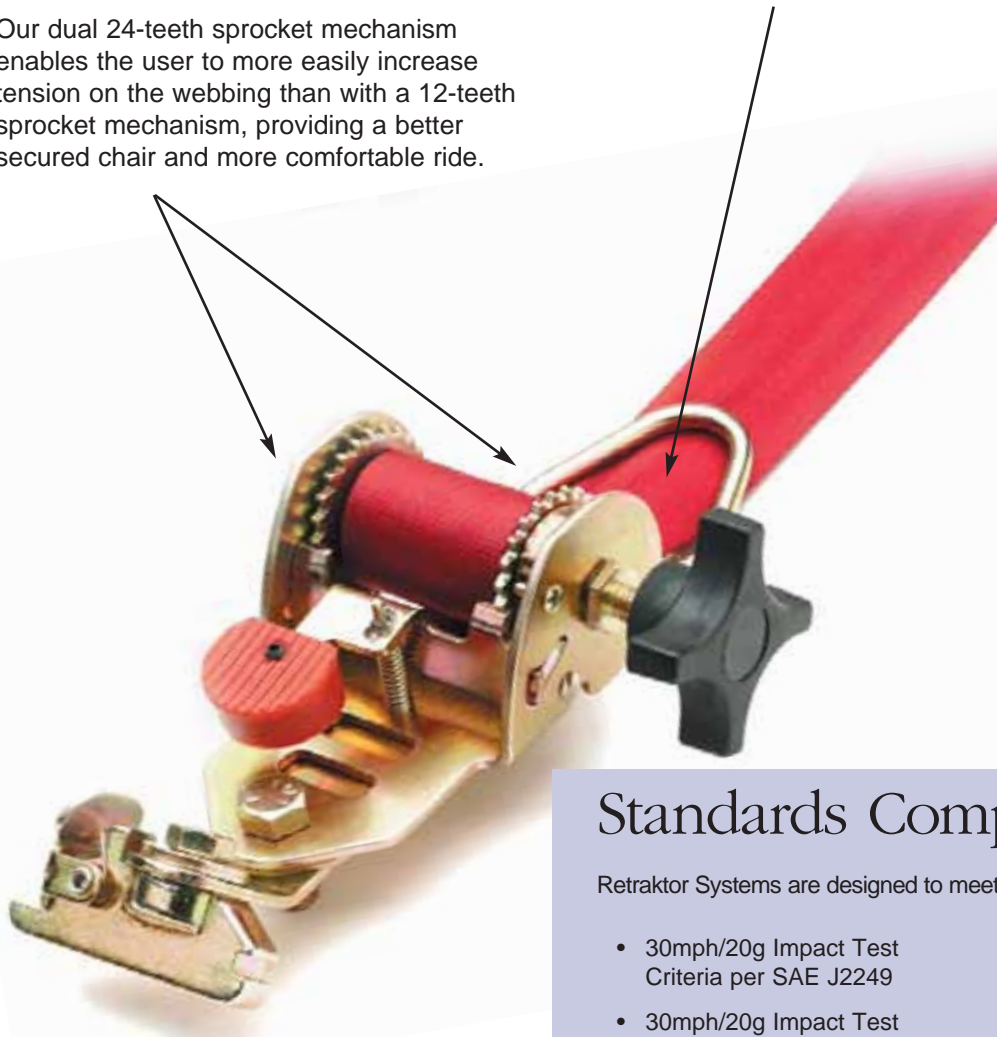
**866-787-3565**

# Retraktor Systems

It meets the special needs of your passengers.  
And your drivers.

The positive-locking Retraktor keeps the webbing tension at the desired load throughout the full range of adjustment so the lock is still effective when webbing is fully retracted in the housing.

Our dual 24-teeth sprocket mechanism enables the user to more easily increase tension on the webbing than with a 12-teeth sprocket mechanism, providing a better secured chair and more comfortable ride.



## Standards Compliance

Retraktor Systems are designed to meet or exceed the following requirements:

- 30mph/20g Impact Test Criteria per SAE J2249
- 30mph/20g Impact Test Criteria per Canadian Z605 Standard
- 30mph/20g Impact Test Criteria per National Standards for School Buses
- 30mph/20g Impact Test Criteria per ISO 10542 Standard
- 49 CFR Part 38 Americans with Disabilities Act (ADA)
- 49 CFR Part 571.222 (FMVSS 222) School Bus Passenger Seating and Crash Protection
- FMVSS302 Flammability Test

Certificates of conformance available upon request.

**SURE-LOK**  
866-787-3565

# Retraktor Systems

# L Track



**Kit No. FF612S-4C**



**Five Retractor Kit - Series L**

1. FE200855S (Qty. 2)  
Right-Hand Crank Retractor Assembly with D-Ring and S-Hook
2. FE200907S (Qty. 2)  
Left-Hand Crank Retractor Assembly with D-Ring and S-Hook
3. FE200771\* (Qty. 1)  
Fixed-Point Mount Occupant Restraint Retractor with Height Adjuster
4. FE200771-1 (Qty. 1)  
Occupant Restraint Buckle Connector Assembly

**Kit No. FF612-4C**

With Buckle and Tab



1. FE200855 (Qty. 2)
2. FE200907 (Qty. 2)
3. FE200771 (Qty. 1)
4. FE200771-1 (Qty. 1)

\*HA Patent #5,730,500

**Kit No. FF627S-4C**



**Four Retractor Kit - Series L**

1. FE200855S (Qty. 2)  
Right-Hand Crank Retractor Assembly with D-Ring and S-Hook
2. FE200907S (Qty. 2)  
Left-Hand Crank Retractor Assembly with D-Ring and S-Hook

**Kit No. FF627-4C**

With Buckle and Tab



1. FE200855 (Qty. 2)
2. FE200907 (Qty. 2)

# A Track



**Kit No. FF615S-4C**



**Five Retractor Kit - Series A**

1. FE200857S (Qty. 2)  
Right-Hand Crank Retractor Assembly with D-Ring and S-Hook
2. FE200925S (Qty. 2)  
Left-Hand Crank Retractor Assembly with D-Ring and S-Hook
3. FE200771\* (Qty. 1)  
Fixed-Point Mount Occupant Restraint Retractor with Height Adjuster
4. FE200771-1 (Qty. 1)  
Occupant Restraint Buckle Connector Assembly

**Kit No. FF615-4C**

With Buckle and Tab



1. FE200857 (Qty. 2)
2. FE200925 (Qty. 2)
3. FE200771 (Qty. 1)
4. FE200771-1 (Qty. 1)

\*HA Patent #5,730,500

**Kit No. FF628S-4C**



**Four Retractor Kit - Series A**

1. FE200857S (Qty. 2)  
Right-Hand Crank Retractor Assembly with D-Ring and S-Hook
2. FE200925S (Qty. 2)  
Left-Hand Crank Retractor Assembly with D-Ring and S-Hook

**Kit No. FF628-4C**

With Buckle and Tab



1. FE200857 (Qty. 2)
2. FE200925 (Qty. 2)

# Solo System



The low profile, stainless steel Solo Floor Anchor is easy to install. No routing is needed. The Anchor reduces dirt and debris build-up, creating a smooth operation. Simply line up the dots — the Solo Cleat Fitting to the Anchor — then slide the Cleat onto the Anchor. The Cleat can freely rotate 360 degrees, allowing for proper angles, while remaining locked onto the Anchor. To disengage, realign the dots and slide the Cleat off the Anchor.

UK Patent #GB-2-355-437B  
Other International Patents Pending



**new** FE200937  
Solo Anchor Installation Tool



All Solo Anchor Fitting installations require the use of the FE200937 Solo Anchor Installation Tool.

## Kit No. FF660S-4C

**new**



- 1
- 2
- 3
- 4
- 5


## Five Retractor Kit - Solo

1. FE200944S (Qty. 2) Right-Hand Crank Retractor Assembly with D-Ring, S-Hook and Solo Cleat Fitting
2. FE200945S (Qty. 2) Left-Hand Crank Retractor Assembly with D-Ring, S-Hook and Solo Cleat Fitting
3. FE200922 (Qty. 4) Solo Floor Anchor, Backing Plate, Lock Washer and Nut
4. FE200771\* (Qty. 1) Fixed-Point Mount Occupant Restraint Retractor with Height Adjuster
5. FE200771-1 (Qty. 1) Occupant Restraint Buckle Connector Assembly

## Kit No. FF660-4C

**new**

With Buckle and Tab



1. FE200944 (Qty. 2)
2. FE200945 (Qty. 2)
3. FE200922 (Qty. 4)
4. FE200771 (Qty. 1)
5. FE200771-1 (Qty. 1)

\*HA Patent #5,730,500

## Kit NoFF661S-4C

**new**



- 1
- 2
- 3


## Four Retractor Kit - Solo

1. FE200944S (Qty. 2) Right-Hand Crank Retractor Assembly with D-Ring, S-Hook and Solo Cleat Fitting
2. FE200945S (Qty. 2) Left-Hand Crank Retractor Assembly with D-Ring, S-Hook and Solo Cleat Fitting
3. FE200922 (Qty. 4) Solo Floor Anchor, Backing Plate, Lock Washer and Nut

## Kit No. FF661-4C

**new**

With Buckle and Tab



1. FE200944 (Qty. 2)
2. FE200945 (Qty. 2)
3. FE200922 (Qty. 4)